

# METAL TEES

/// 240-85 SERIES, 240-86 SERIES, 240-87 SERIES, 240-88 SERIES

## SPECIFICATION

Tomahawk Metal Tees are intended to provide accessible and replaceable tube and fittings to convey domestic waste from fixtures to the drain, waste and vent (DWV) system. Tomahawk Metal Tees shall meet or exceed ASME standard A112.18.2.

## MATERIALS

Brass

Finish: chrome or rough brass

## DIMENSIONS

\* Tomahawk specifications in US customary units are approximate and are provided for reference only.

	-8664C	-8764C	-8864C	-8561R1
A: height	6"	6-1/2"	7-1/4"	2"
B: length	2-3/4"	2"	2"	2-3/4"
C: center to outlet	5-1/4"	1-1/2"	2-1/4"	1-1/2"



240-8664C12



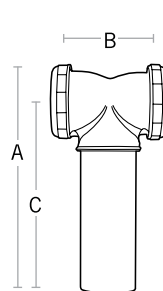
240-8764C06



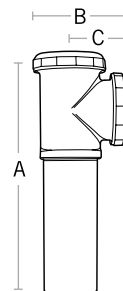
240-8864C12



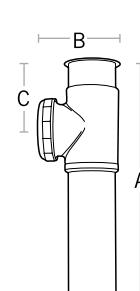
240-8561R112



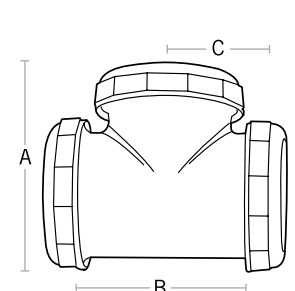
Twin Elbow



Slip Joint



Direct Connect



Tee

### Create Item Number

#### 240-A6BC12

e.g. 240-8664C12: tee center out slip joint connect, 1-1/2", cast, chrome, 12/bx

#### SIZE A

- 85 = tee slip joint connect
- 86 = tee center out slip joint connect
- 87 = tee end out slip joint connect
- 88 = tee end out direct connect

#### GAUGE B

- 1 = 22ga
- 4 = cast

#### FINISH C

- C = chrome
- R1 = rough brass



\*Not all combinations available. Contact your local rep to confirm availability.