

CPVC Adapters

▶▶ ASTM F438 Sch. 40 Connection



Superior Design

Brass/copper fitting body shields CPVC socket for more durable connections


Unique design provides Full-Flow, with no restriction through the fitting

CPVC sockets comply with ASTM F438, and are designed for use with Sch. 40 and Sch. 80 pipe

Better Performance

Transition from CPVC trunk lines to branch lines for individual units in multi-family projects

Engineered EPDM o-rings maintain a leak-proof seal between the CPVC socket and metal housing



Supply

Drainage


Support

Specialties

www.siouxchief.com

TAKE THE FIELD.





Brass is dezincification and SCC resistant.
Compliant with NSF-61 and California
No Lead Plumbing Law

CPVC F438 Sch. 40 socket is
surrounded by brass or copper
sleeve for protection

Technical Specifications

Certifications:
FGG/BM/CZ
System Compatible
cUPC Listed

Max Temp:
180° F

Max Pressure:
250 PSIG




646-CG95



647-CG96



645XC93



645WGC95



643-C9311

Buying Information

ITEM NO.	DESCRIPTION	LENGTH	MIN. QTY.	CASE QTY.
MIP THREAD X CPVC SOCKET ADAPTERS				
646-CG95	1-1/4" CPVC Sch. 40 socket x 1-1/4" MIP thread adapter	2-5/8"	10	10
646-CG96	1-1/2" CPVC Sch. 40 socket x 1-1/2" MIP thread adapter	2-7/8"	10	10
646-CG97	2" CPVC Sch. 40 socket x 2" MIP thread adapter	3-3/8"	10	10
FIP THREAD X CPVC SOCKET ADAPTERS				
647-CG95	1-1/4" CPVC Sch. 40 socket x 1-1/4" FIP thread adapter	2-1/2"	10	10
647-CG96	1-1/2" CPVC Sch. 40 socket x 1-1/2" FIP thread adapter	2-15/16"	10	10
647-CG97	2" CPVC Sch. 40 socket x 2" FIP thread adapter	3-5/16"	10	10
F1807 PEX X CPVC SOCKET ADAPTERS				
645XC923	3/4" CPVC Sch. 40 socket x 1/2" F1807 PEX adapter - copper	4-1/4"	25	25
645XC93	3/4" CPVC Sch. 40 socket x 3/4" F1807 PEX adapter - copper	2-5/8"	50	50
645XC94	1" CPVC Sch. 40 socket x 1" F1807 PEX adapter - copper	2-1/2"	20	20
F1960 PEX X CPVC SOCKET ADAPTERS				
645WGC93	3/4" CPVC Sch. 40 socket x 3/4" F1960 PEX adapter - copper/brass	4-1/8"	50	50
645WGC94	1" CPVC Sch. 40 socket x 1" F1960 PEX adapter - copper/brass	4-7/16"	20	20
645WGC95	1-1/4" CPVC Sch. 40 socket x 1-1/4" F1960 PEX adapter - copper/brass	5-11/16"	10	10
STUB-OUT ELBOWS - CPVC SOCKET CONNECTION				
630-C9248	1/2" CPVC Sch. 40 socket x 1/2" stub out elbow - copper	4" trunk x 8" stub-out	50	50
630-C93612	3/4" CPVC Sch. 40 socket x 3/4" stub out elbow - copper	6" trunk x 12" stub-out	20	20
630-C941012	1" CPVC Sch. 40 socket x 1" stub out elbow - copper	10" trunk x 12" stub-out	25	25
MALE SWEAT X CPVC SOCKET ADAPTERS				
643-C9211	1/2" CPVC Sch. 40 socket x 1/2" copper M.SWT adapter	11"	25	25
643-C9311	3/4" CPVC Sch. 40 socket x 3/4" copper M.SWT adapter	11"	25	25
643-C9418	1" CPVC Sch. 40 socket x 1" copper M.SWT adapter	18"	25	25

